

Rocky Forge News

Volume 14, Issue 4 - April 2015

Next Meeting (4/11/2015)

At the Illiana Show Grounds

Hello to all the members and friends of the Rocky Forge Blacksmith Guild. The past few weeks since March 11th has been a most trying time for the Stout's. As most of you know Carol has developed a form of breast cancer that is hard to detect and treat. She has undergone a complete mastectomy and lymphectomy to remove the active cancers in both breasts.

Now that has healed and a PET scan has revealed no visible cancer anywhere in the body. That was the best news yet. We had extreme anxiety and fear of those test results.



To eradicate any small floaters of cancer cells in the body Carol will begin a harsh regiment of chemotherapy April 8th. That will last about two months with a short hiatus then another 12 weeks of a different chemotherapy.

After that she will recover for a month then have 33 radiation treatments 5 days a week.

Your prayers, cards and well wishes have been very helpful in the recovery process and will be most welcome in the months ahead. I do not know how much time I can give to the Blacksmith group during the upcoming treatment period so I trust you guys can work out a plan to keep the Guild going.

There will be a meeting on April 11th at the Illiana Show grounds shop. Plan on having an open forge time with iron in the hat drawing. Please try to attend and keep the group alive and well. Coffee and doughnuts should be available by 8:30 to 9:00.

Have a good time.

Ted

Contacts

Forgemaster: Ted Stout (stout8525@tds.net, 765-572-2467 home).

Newsletter Editor: Dominick Andrisani (andrisan@purdue.edu, 765-463-4975 home).

Web Site: <http://www.rockyforge.org/> (previous newsletters can be found here).

Interesting Web Sites

Elizabeth Brim Exhibit:

<http://www.abana.org/resources/galleries/members/ebrim.shtml>

Susan Madacsi Exhibit:

<http://www.abana.org/resources/galleries/members/madacsi.shtml>

Dates to Remember

April 11, 2015: Rocky Forge meeting at Illiana Show Grounds.

June 5-7, 2015: IBA Conference, Tipton, IN

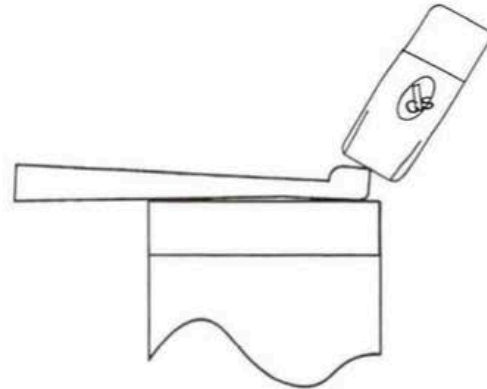
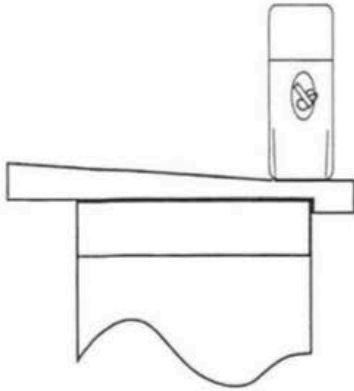


Repousse piece at the 2014 SOFA Conference

Reprinted courtesy of the Central States Metal Artisans and the Alabama Forge Council

Button Scroll

Stick a length equal to width off far side of anvil and neck down to half thickness.



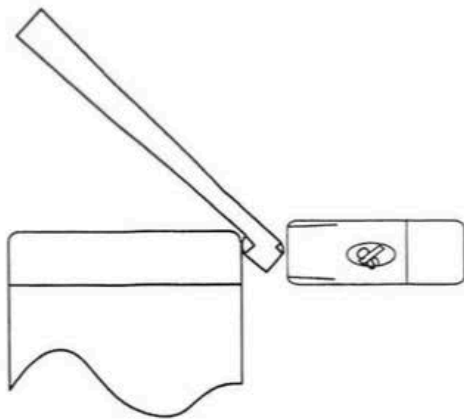
Bend the neck over the edge of the anvil to make awkward giraffe shape. Don't worry about it, it will be alright.



Round the stem and

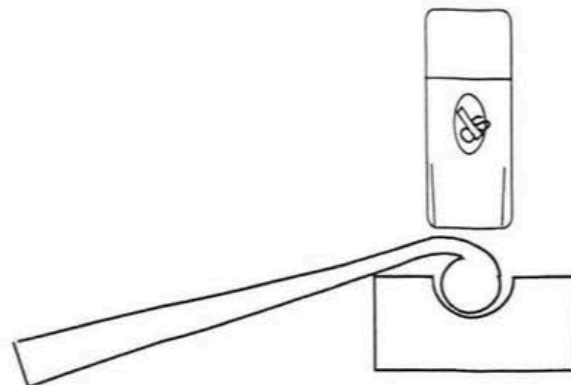
Still on the back side of anvil, round the top corner to make duck head shape. The inside

twist 90°. Forge the twisted section back to square.



Hammer down into swage to finish rounding and make the nice sharp corner where stem connects to button.

corner on opposite corner is rounded against the anvil as the top corner is rounded.



Turn upside down and on the top of anvil, hammer on duck's beak to smooth shape. Leave a little oblong.

Bend the stem to scroll shape.

©ClaySpencer1994