

Rocky Forge News

Volume 12, Issue 12 – December, 2013

Next Meeting Saturday (12/14/2013, Ted's Shop)

The Holidays are here and everyone is busy rushing around for one reason or another. Family gatherings, friends' gatherings, church gatherings, organization gatherings and work gatherings. OMG!!! Well there is a gathering coming up that should allow us to chill out and enjoy ourselves. On December 14th the Rocky Forge will be hosting an IBA mini-conference at Ted's shop. Coffee and doughnuts will be ready by 8:30, we expect a large crowd so come early and enjoy a day of camaraderie with friends who share our same interest. Typically, the December mini-conference for the IBA is well attended, so it should be a fun time to visit and learn from others.

Melvin Lytton will be the featured demonstrator. Melvin, formerly of Conner Prairie, has taught some of the best blacksmiths and is an excellent demonstrator. I think, but don't hold me to it, he will make a Bowie knife and throwing axe and maybe more if time permits. If the weather permits there will be forges available to work on, again if time permits. (Please no forging while Melvin gives his demonstrations.)

Be sure to bring items for Iron-in-the-Hat and Show-and-Tell. There will also be tailgate space available so you can sell or trade the things you no longer need. Dan Michael will have bagged coal for sale.


For lunch bring a nice covered dish to pass and the meat, table service and drinks will be provided.

This will be a memorable event so rearrange the schedule and try to attend our meeting. Ted

Last Meeting Saturday (11/9/2013, Ted's Shop)

Our November meeting was a joint meeting with the Wabash Valley Blacksmiths and the Parke County 4H blacksmith Club and was held at the Parke County 4H Blacksmith Shop located at the Parke County 4H Fairgrounds. Their new shop is

very nicely done with 8 excellent and complete forging stations. John Bennett, the Wabash Valley forge master, demonstrated how to make a Christmas Star (see photos below).




John Bennett points out the modifications he made to his portable band saw that mounts in a post vice. The modifications allow him to install work-piece stops so he can make all the cuts accurately.



8 well placed cuts with a band saw is all you need.



Add some heat and bend and a star is born!

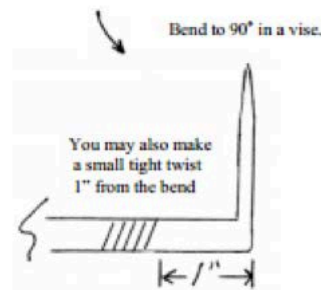



Christmas Ornament Hanger

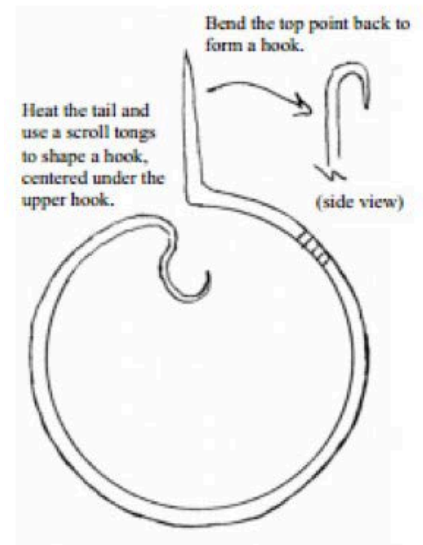
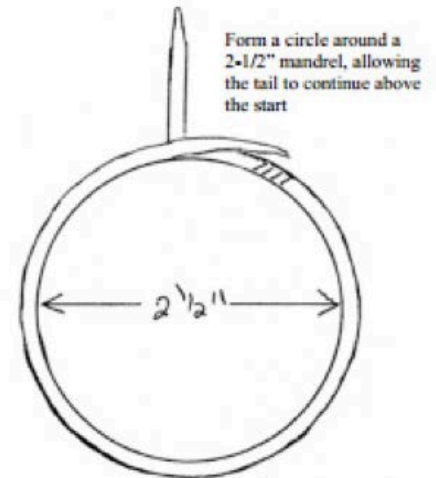
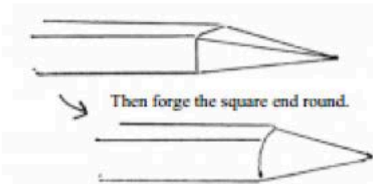
By Steve Anderson,
a MABA member

Stock: 3/16" square x 9-3/4"

Starting 1-1/4" from the end, forge to 1/8" square.



Forge a long square taper starting 1" from the other end.



Reprinted from the Michigan Artist Blacksmith's Association Newsletter

Interesting Web Sites

The Spanner Man: John Piccoli makes sculpture made from spanners (wrenches), a must see!
<http://wheelroundworkshop.blogspot.com/2013/10/the-spanner-man-john-piccoli.html>

BBC Presents MASTERCRAFTS OF BLACKSMITHING: a 59 minute video tutorial about our craft,
<http://www.youtube.com/watch?v=ozCdCdGoliE>

Dates to Remember

December 14: Rocky Forge hosts the IBA meeting at Ted's Shop. Melvin Lytton demonstrates.

January 11, 2014: Rocky Forge meeting.

June 6-8, 2014: Indiana Blacksmithing Association Annual Conference in Tipton, IN.

August 13-16, 2014: ABANA 2014 Conference, Delaware State Fairgrounds.

Contacts

Forgemaster: Ted Stout (stout8525@tds.net, 765-572-2467 home).

Newsletter Editor: Dominick Andrisani (andrisan@purdue.edu, 765-463-4975 home).

Web Site: <http://www.rockyforge.org/> (previous newsletters can be found here).

Merry Christmas to all and to all a good forge fire!