

Rocky Forge News

Volume 11, Issue 10 - October, 2012

Next Meeting – October 13

Hello everyone. Seems like a long time ago that we all got together for a real structured meeting time. Our busy summer is now gone and we are preparing for all the fall events. Our next meeting will be October 13th at Ted's shop. As usual the coffee and doughnuts will be ready by 8:30 and I hope to see some new members show up.

We will have an open forge time with a plan to entertain members of the Hoosier Plymouth Club stopping by around 1:00 P.M. to see what we are doing. During their visit I hope to have some forges going, Gene will show them how to "undent" sheet metal and the rest of us can do our thing and answer any questions they may have about our metal smith hobby. If someone has a special trade they want to demonstrate that would be great. If you are interested in old cars they will line up the old Plymouths along the driveway for easy viewing. It should be a fun time and I am looking forward to having a good turnout of our club members.

Carol is going to prepare a pot of chili, so bring whatever you want as a fill in for the meal. Sometimes some of you forget to bring anything for lunch so try to remember because it makes a much better meal with variety.

We will have an iron in the hat drawing so bring

items for that purpose. I will be able to supply several forges and anvils, but you need to bring your coal, tools and metal. I have some metal you can use. One thing some of you need to practice is forge welding; this might be a good time to practice so I will give a few minutes of lecture on the subject with input from all of you. Being able to forge weld is so important to our metal working that each of us needs to know how to successfully weld.

Enough for now. See you all on October 13th for a fun day in the shop.....
Ted

Last Meeting

Our last meeting at the Illiana show grounds was a fun and memorable event. We all had a good time forging, bonding and just fooling around. The neat part of the day was watching new member (teenager) Andrew Fry start his own fire and proceed to blacksmith. Then his girlfriend Deangela (Dannie) Bailey was taught by Gene Hollingsworth how to make a copper bowl. Wow! She made a beautiful bowl about 7-8 inch diameter and 4-5 inch high. The smile on those kids' faces was all I needed to show their appreciation. That's what it's all about!! I cannot forget to say, Gene is a darn good teacher.
Ted



Project Ideas


(Reprinted from the *Clinker Breaker* of the Florida Artist Blacksmith Association)

NORTHWEST OHIO BLACKSMITHS MAY/JUNE 2005

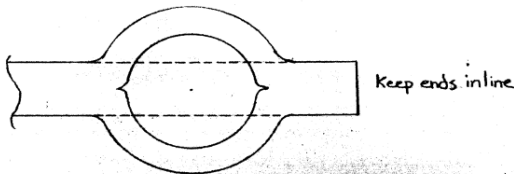
15

Bikini Twist by Doug Randall

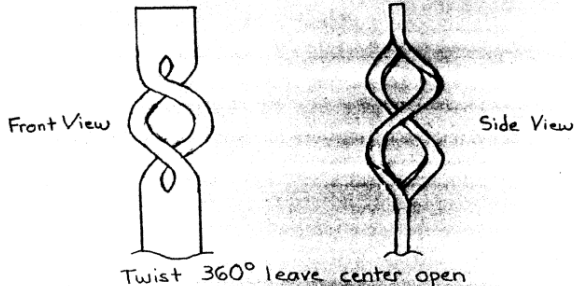
How to make the "Bikini" Twist



Start with a 1 1/4" x 3/16" bar and cut a 4" slit down the center



Open slit on a cone mandrel until round



Twist 360° leave center open

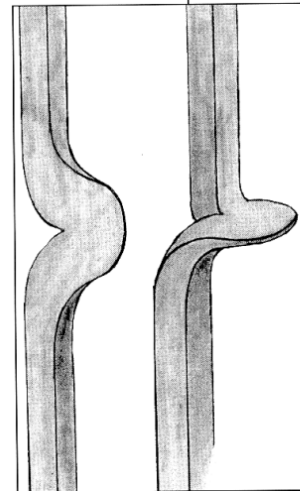
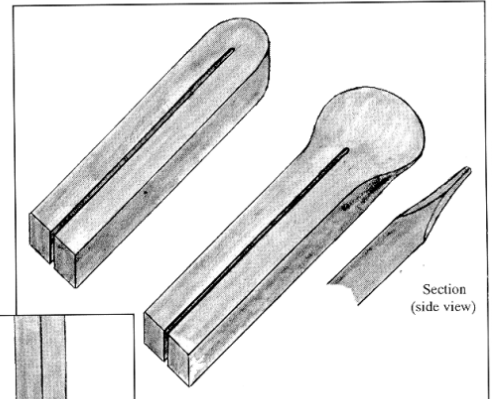
OUR

REPRINT FROM SOFA SOUNDS NEWSLETTER OF THE SOUTHERN OHIO FORGE & ANVIL

Clinker Breaker - August 2005 - 9

Contemporary Picket Decoration George Dixon, Metalsmith

Heat,
fold,
forge,
then open!



The two variants of this motif are shown at left. They both come from the same preparatory form, which is illustrated above. The bar stock is heated and folded over tightly. Another heat is taken and the folded end is drawn out. As the section above shows, the piece is drawn out evenly. Use the anvil horn for the last adjustments.

Once the center is drawn out, and the forged area is blended back into the picket bar, take a localized heat (yellow) and open the effect. If it is opened along the axis of the bar, you get the far left effect. Open the forged area across the axis of the bar and you get the near left effect.

Try putting several of these effects on a single bar, switching sides as you go.

And.....
Wear Safety Glasses!

Dates to Remember

October 13, 2012: Rocky Forge meeting at Ted's.

November 10: Rocky Forge meeting.

December 8: IBA Meeting at Chaz Kaiser's in Batesville, IN. No December Rocky Forge meeting.

Interesting Web Sites

"Florida Artist Blacksmith Association: How-to-do-it Articles" This site has numerous articles of interest to blacksmiths.

<http://www.blacksmithing.org/Articles/Find.aspx>

Workshop humor

<http://www.swapmeetdave.com/Humor/Workshop/>

Complete course on machine shop practice

(Machining Skills for Prototype Development by

Eric Vaaler of MIT, Machine Shop 1-10, each about 45 minutes)

<http://techtv.mit.edu/search?utf8=%E2%9C%93&q=machine+shop&x=0&y=0>

Mark Aspery makes a rose in a YouTube video,
<http://www.youtube.com/watch?v=xc24KB7u4oE&feature=related>

Forging a Leaf key chain in a YouTube video:

<http://www.youtube.com/watch?feature=endscreen&NR=1&v=YGZ4LGM26Eo>

Contacts

Forgemaster: Ted Stout (stout8525@tds.net, 765-572-2467 home).

Newsletter Editor: Dominick Andrisani (andrisan@purdue.edu, 765-463-4975 home).

Web Site: <http://www.rockyforge.org/> (previous newsletters can be found here).